

sps

Vibroscreens



Vibrating, Classifying, and Clarifying Screens

SPS Vibroscreen for Wet or Dry Separation or Solids Classification

The SPS Vibroscreen is a circular unitised gyratory screen, the largest in its type available today, with three-component multiplane mechanical vibration; the motivation is through a motor with a double extended shaft, fitted at both ends with eccentric weights.

The whole drive assembly is mounted on a circular base by rugged springs which allow the unit to vibrate freely, and at the same time, the springs prevent transmitted vibration reaching the floor area on which the machine stands.

Screens can be mounted one on top of the other within the screening assembly.

The Vibroscreen is suitable for all types of screening operations within these four broad categories :-

Dry Separation

Division of different materials on the basis of their particle shape.

Dry Classification

Division of materials into precise sized fractions.

Solid – Liquid – Separation

Dewatering of solids and classification of liquids.

Solids Classification

Separation of sized fractions in a liquid medium.

Highest screening efficiency is achieved by controlling the patterns of movement of solids on the screen surface. Control is achieved by varying the position of the bottom eccentric weight as shown in the diagram.

Vibroscreen Operation

The material is fed on to the centre of the top screen and the oversize material is moved by the multiplane motion to the periphery of the screen

to be discharged through a tangential outlet. The undersize particles and/or liquids pass through the screen to produce fine sized fractions or clarified liquid.

Top Eccentric Mass

If the mass of the top eccentric is increased, this will increase the horizontal throw on the screen and will cause the oversize material to discharge at a faster rate.

Bottom Eccentric Mass

An increase in the bottom eccentric mass will increase the vertical component of the motion. In the case where 'near size' blinding of the screen is a possibility, it is desirable to promote maximum vertical motion in order to dislodge particles which may be held (pegged) in the interstices of the screen.

High Capacity, Minimum Space

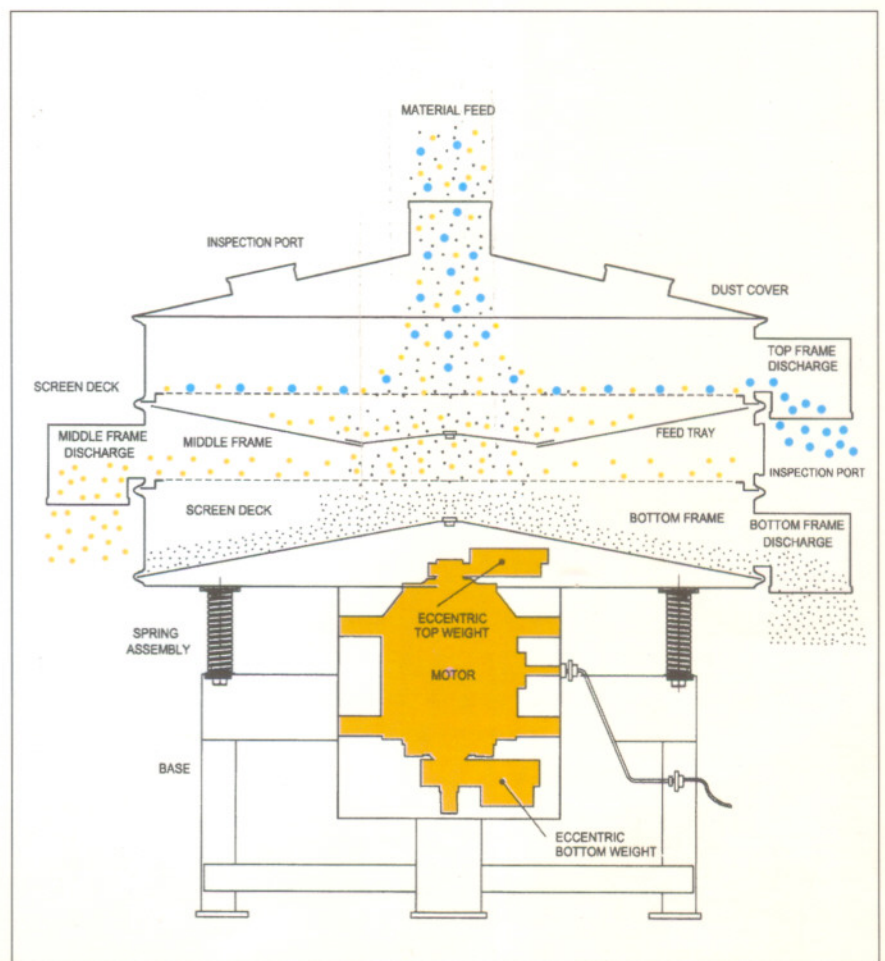
By varying the angular displacement of the bottom eccentric weight, the screening pattern can be optimised for each job, thus giving a high capacity per square foot of screen surface.

Adaptability

Discharge ports can be rotated to meet layout requirements and individual frames between screen decks can be tailored to suit the needs of that fraction.

No Transmitted Vibration

Motion is transmitted through the screening assembly and vibration is completely absent from the screen base. No special foundations are required and many screens are operating suspended from ceiling hangers. By the same token, the



Unique Features and Applications

machine can be made portable and its operation is silent.

Long Screen Life

SPS have developed a special screen holding device and a taut screen cloth is achieved on assembly. The cloth does not flex and moves rigidly with the screen assembly.

Minimum Screen Blinding

The vertical component of the vibration given by the bottom eccentric weight ensures that blinding of the screen by particles close in size to the screen cloth aperture is minimised. Ball trays/kleen Rings can be added if necessary to alleviate screen blinding.

Low Operating Costs

The Vibroscreen uses only low power motors, since all their energy is used to create screen motion, none is wasted in vibrating a massive frame and foundation.

Bottom Eccentric Lead

The tangential component of the motion imparted to the solid on the screen is controlled by the angular position of the top and bottom eccentric weights. The screening pattern can therefore be controlled by altering the angle of the eccentrics and some general examples of the type of control are shownLarge or small, wet or dry, there is a place for Vibroscreens in your industry. Detailed below are some of the uses that Vibroscreens have been put to. All SPS machines are backed by a full technical advisory service to help solve separational problems in industry.

Abbrasive

- Ammonium Nitrate
- Baby Food
- Calcined Petroleum Coke
- Cattle Feed
- Catalyst pellets

Ceramics

- (a) Ceramic slurry
- (b) Glazed Slip
- (c) Ceramic Powder
- Crushed Bones
- Cellulose Powder
- Detergent Powder
- Dextrose
- Insecticides
- Metal Powder

Ossein

- Polymer Resin/Pellets (nylon, PVC, LDPE, PP Polystyrene, Polyester)
- Pulp and Paper Mill
- (a) Recovery of fibre
- (b) Black liquor
- (c) Milk of lime
- (d) Starch/Talcum Slurry
- (e) Paper Coatings

Paints

- Potassium Chlorate
- Sand
- Silicon Carbide
- Starch Slurry
- Steel shots/grits
- Spices
- Sulphur Powder
- Sugar Powder
- Sodium Sulphate
- STPP and Soda Ash
- Tea : (Black Tea)
- Table Salt

Services

The Separation of Material either by gravity or by particle size is a specialised unity operation demanding the advice of experts. Over the years, SPS applied advanced scientific methods to the design and selection of centrifuges for separation and now this same SPS service is available for the design and election of continuous screens. Our development department is constantly handling test work, on new applications sent to us by industry. The department staffed by qualified Chemical Engineers, is augmented by the field Chemical Engineering staff who advise on problems on site, and who are backed by an extensive spares and after-sales service team.



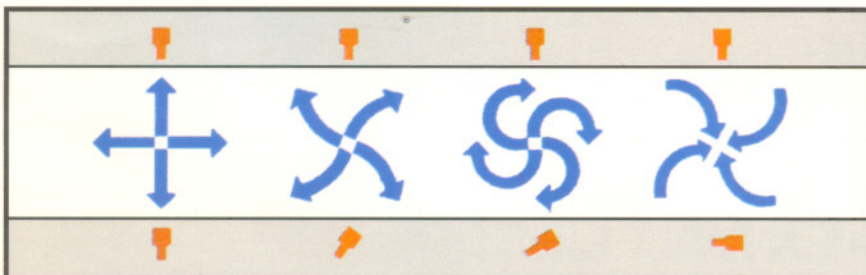
Helical pressure springs



Space-saving robust base

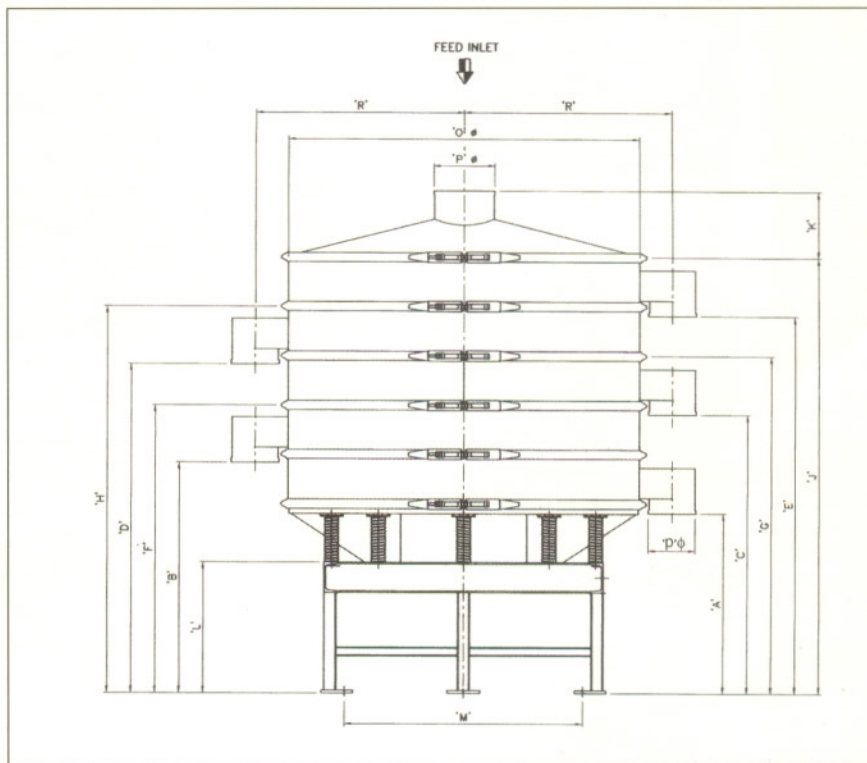


Cleaning devices



By simply turning the screen decks, the tangential product outlet can be positioned anywhere to permit easy integration into existing plants. →

Dimensions and Specifications



ALL DIMENSIONS ARE IN MM

Model	'A'	'B'	'C'	'D'	'E'	'F'	'G'	'H'	'J'	'K'	'L'	'M' 'C/C'	'O'	'P'	'R'
24"	437	551	666	780	895	685	799	913	1028	114	355	451	622	152	400
30"	437	551	666	780	895	685	799	913	1028	114	355	559	762	152	490
38"	623	763	940	1112	1283	959	1131	1303	1474	182	439	639	973	203	608
48"	647	793	964	1136	1307	983	1155	1327	1498	209	463	820	1206	203	743
60"	647	857	1066	1276	1485	1098	1307	1517	1727	172	463	956	1524	203	914
72"	749	997	1244	1492	1740	1264	1511	1751	2006	190	460	1100	1803	203	1035
84"	749	1084	1368	1652	1936	1338	1592	1846	2190	269	460	1330	2078	203	1240



Manufacturing and Research & Development Centre, Navi Mumbai

PENWALT LIMITED

D-221, M.I.D.C., T.T.C., Thane-Belapur Road, Nerul, Navi Mumbai-400 706.
 Tel: +91-22-5616 6633, 2763 2503, 2520, 2528, 2539 • Fax: +91-22-2763-2560
 E-mail: pennwalt@vsnl.in • info@pennwalt.com
 Website: <http://www.pennwalt.com>